

HAMMERHEAD®

PNEUMATIC PIERCING TOOLS



- ▶ TOUGH, RELIABLE & PRODUCTIVE
- ▶ HIGH QUALITY ALLOY STEEL
- ▶ EXCLUSIVE CLAMPED REAR ANVIL
- ▶ LOW COST, IN THE FIELD MAINTENANCE



HAMMERHEAD®
TRENCHLESS EQUIPMENT



Check out the revolutionary **CATAMOUNT™** piercing tool. Smooth starting and unmatched production with the quality you expect from HammerHead.

INSTALL SEWER, WATER, GAS, ELECTRIC, FIBER, IRRIGATION AND CABLE



Advanced Design...On Target Results



TOUGH & TRUSTED

HammerHead Mole® pneumatic piercing tools create a compact hole for almost any underground installation with minimal disruption to landscapes, buildings or normal traffic flow.


When installing large amounts of services where finished landscapes exist and short bores are the norm, stitch boring with piercing tools has become a standard method of the industry.

The process is preferred by many contractors because of its low operating cost per foot of installation, reasonable equipment investment and easy-to-learn equipment operation.

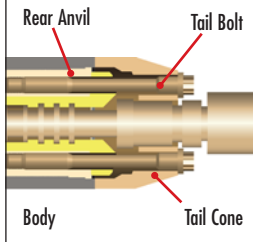
Whether you're boring a hole under a sidewalk to install coaxial cable, or under a highway to get natural gas service from the main to a new customer, HammerHead Mole® pneumatic piercing tools deliver the productivity and reliability needed to keep you on the job.



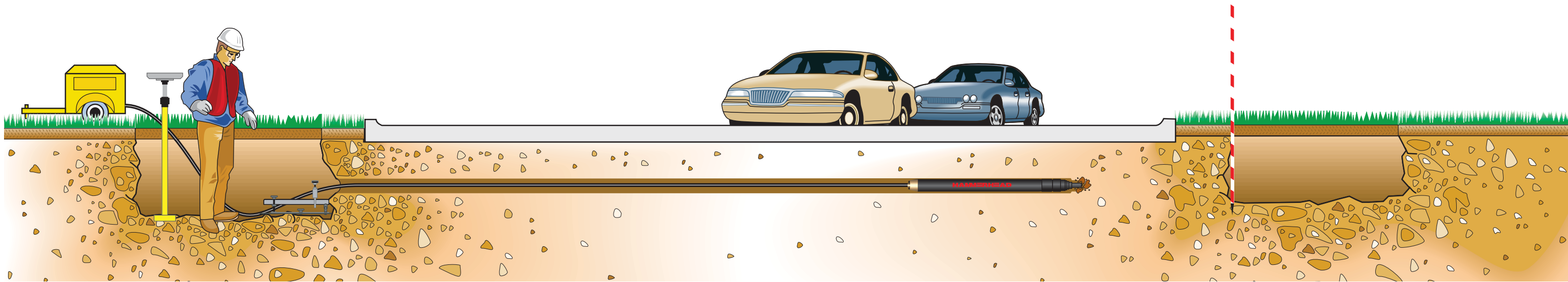
FEATURES BENEFITS

FEATURES	BENEFITS
Clamped Rear Anvil	Provides for fast and easy field maintenance, the hallmark of all HammerHead Mole® piercing tools. Exclusive design provides 200% more clamp load and is the most secure assembly on the market.
Wear Rings	Eliminates metal to metal contact decreasing wear and offering a sustained level of performance.
Power Port® Reverse	The patented quarter turn reverse design pneumatically locks into forward and reverse preventing accidental direction change during the bore.
 Introducing New Catamount Tools	The world's easiest starting piercing tool with unsurpassed Catamount power for tougher working conditions. One tool, multiple soil conditions. Exclusive Smart Head Technology reduces tool swim in a wide range of soil conditions. No mechanical spring to wear out or replace. Springs are a major source of failure in competitive reciprocating head designs. No springs in Catamount. Redesigned body housing provides better durability and tool life than any reciprocating head tool you have ever run...and so easy to start!

Clamped Rear Anvil



In-the-Field Serviceability



AVAILABLE ACCESSORIES



Aiming Sight Kit

The telescopic aiming sight can be adjusted vertically to accommodate depth of entry pit and height of operator. This rugged and light weight aiming sight has a removable scope for safe transport.



Launching Cradles and Trench Support Kits

Piercing tools can be adjusted both vertically and horizontally with the launching cradle. Stake down holes are incorporated into the base for proper anchoring.



Pulling Kits

Pulling kits are available for almost any kind of product you install. PVC, PE or copper, there is a puller available for your next job.



Oilers & Mole Oil

Inline oilers lubricate your tools with HammerHead Mole oil and ensure maximum performance and longevity of your tools.

EQUIPMENT SPECIFICATIONS

Model	Boring Pipe Ramming Pipe Bursting	Diameter in (mm)	Length in (cm)	Weight lb (kg)	Air cfm (L/min)	Tailbolt Access	Pressure psi (bar)	Reverse	Blows Per Minute
2" (50) AH PP SW (Boltless)	✓	2.00 (50)	30.24 (76.8)	19 (836)	15 (425)	n/a	110 (7.6)	1/4 turn	714
2" (50) RH SR	✓	2.00 (50)	45.3 (115)	28 (13)	22 (623)	4	110 (7.6)	8 turns	470
2" (50) RH PP	✓	2.00 (50)	39.0 (99.1)	24 (11)	18 (510)	4	110 (7.6)	1/4 turn	515
2" (50) AH PP	✓	2.00 (50)	40.88 (103.8)	24 (11)	18 (510)	4	110 (7.6)	1/4 turn	515
2" (50) RH PP (Boltless)	✓	2.00 (50)	39.0 (99.1)	24 (11)	18 (510)	n/a	110 (7.6)	1/4 turn	515
2" (50) AH PP (Boltless)	✓	2.00 (50)	40.88 (103.8)	24 (11)	18 (510)	n/a	110 (7.6)	1/4 turn	515
2.5" (67) CAT PP	✓	2.64 (67)	49.3 (125.2)	50 (23)	31 (878)	4	110 (7.6)	1/4 turn	385
2.5" (67) RH SR	✓	2.64 (67)	48.25 (122.6)	50 (23)	31 (878)	4	110 (7.6)	6 turns	385
2.5" (67) RH PP	✓	2.64 (67)	48.25 (122.6)	50 (23)	31 (878)	4	110 (7.6)	1/4 turn	385
2.5" (67) AH PP	✓	2.64 (67)	49.9 (126.7)	50 (23)	31 (878)	4	110 (7.6)	1/4 turn	385
2.5" (67) RH SR SW	✓	2.64 (67)	33.5 (85.1)	32 (15)	35 (991)	4	110 (7.6)	5 turns	720
3" (75) CAT PP	✓	3.00 (75)	50.6 (128.6)	69 (31)	32 (906)	4	110 (7.6)	1/4 turn	370
3" (75) RH SR	✓	3.00 (75)	52.18 (132.5)	67 (30)	32 (906)	4	110 (7.6)	5 turns	370
3" (75) RH PP	✓	3.00 (75)	51.7 (131.3)	67 (30)	35 (991)	4	110 (7.6)	1/4 turn	370
3" (75) AH PP	✓	3.00 (75)	52.5 (133.4)	67 (30)	35 (991)	4	110 (7.6)	1/4 turn	370
3.5" (89) AH PP (Bulbed)	✓	3.50 (89)	52.5 (133.4)	71 (32)	35 (991)	4	110 (7.6)	1/4 turn	370
3" (75) RH SR SW (Bulbed)	✓	3.00 (75)	33.5 (85.1)	35 (16)	35 (991)	4	110 (7.6)	5 turns	720
4" (98) RH SR	✓ ✓	3.88 (98)	63.95 (162.4)	136 (62)	68 (1,926)	6	110 (7.6)	7 turns	370
4.375" (111) CAT PP	✓	4.38 (111)	63.0 (160.0)	180 (82)	86 (2,435)	7	110 (7.6)	1/4 turn	338
5.125" (130) SR	✓ ✓ ✓	5.13 (130)	65.92 (167.4)	214 (97)	98 (2,775)	8	110 (7.6)	7 turns	333
5.5" (140) SR (Bulbed)	✓ ✓	5.50 (140)	63.95 (162.4)	170 (77)	68 (1,926)	6	110 (7.6)	7 turns	370
5.75" (145) SR	✓ ✓ ✓	5.75 (145)	79.5 (201.9)	305 (138)	132 (3,738)	8	110 (7.6)	9 turns	300

RH – Replaceable Head, SR – Screw Reverse, PP – Power Port, AH – Active Head, CAT – Catamount, SW – Sidewalker

Le Monde Underground

www.lemondeintl.com